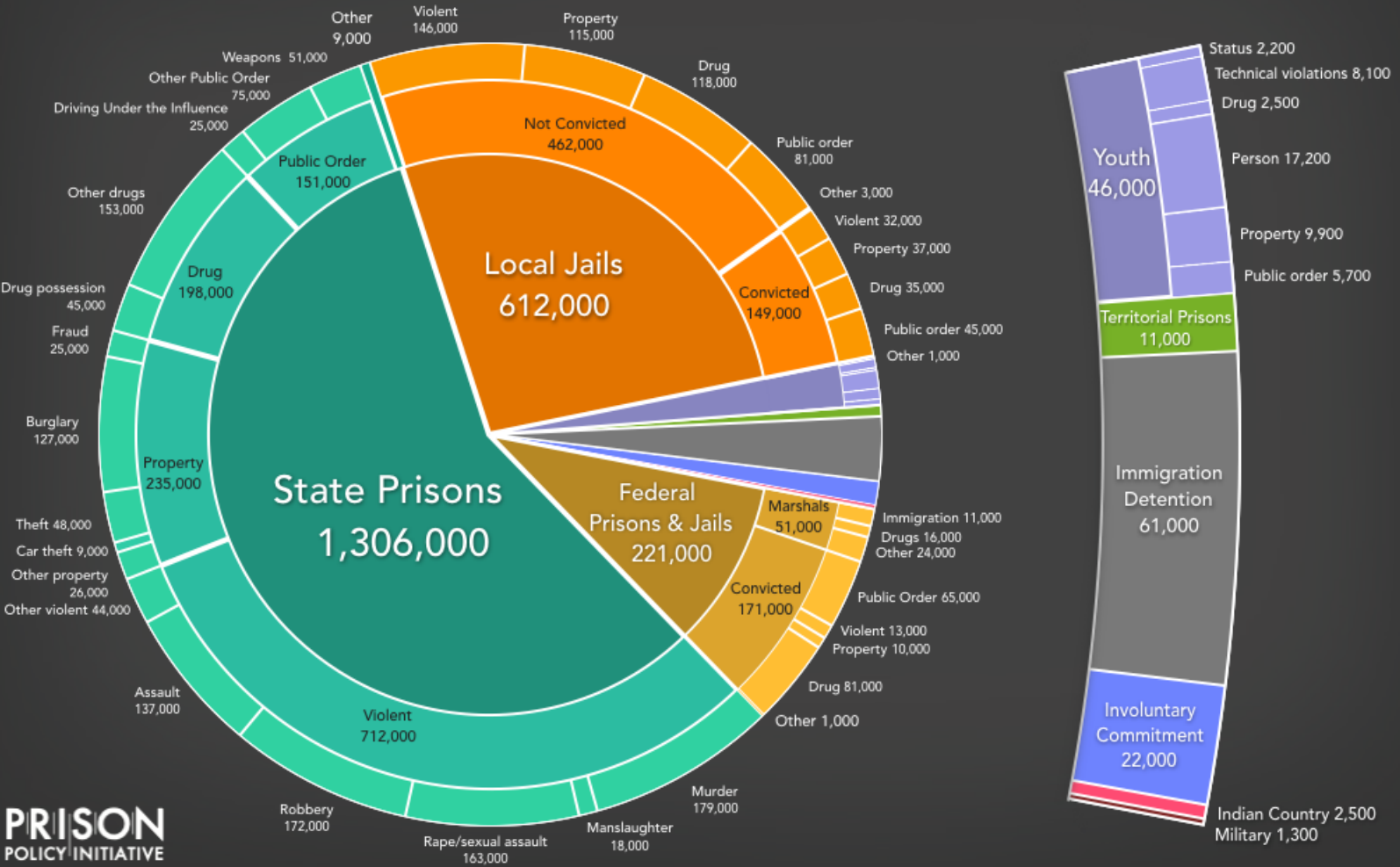


How many people are locked up in the United States?

The U.S. locks up more people per capita than any other nation, at the staggering rate of 698 per 100,000 residents. But to end mass incarceration, we must first consider *where* and *why* 2.3 million people are confined nationwide.



PRISON
POLICY INITIATIVE

Sources and data notes: See <https://www.prisonpolicy.org/reports/pie2019.html>

Pretrial Detention

Over 540,000 people are locked up who haven't even been convicted or sentenced

Why?

Many are detained in local jails because they cannot afford to pay the bail amount set to secure their release.

The median bail amount for felonies is \$10,000, which represents 8 months' income for a typical person detained because they can't pay bail.



A pie chart illustrating the distribution of pretrial detention across different facility types. The largest slice, representing 462,000 individuals, is orange and labeled 'Local jails'. Other slices include 'Federal' (51,000, olive green), 'Youth' (15,000, blue), 'Psychiatric evaluation or treatment' (9,000, light blue), and 'Indian Country' (1,100, dark blue).

Local jails
462,000

Youth 15,000

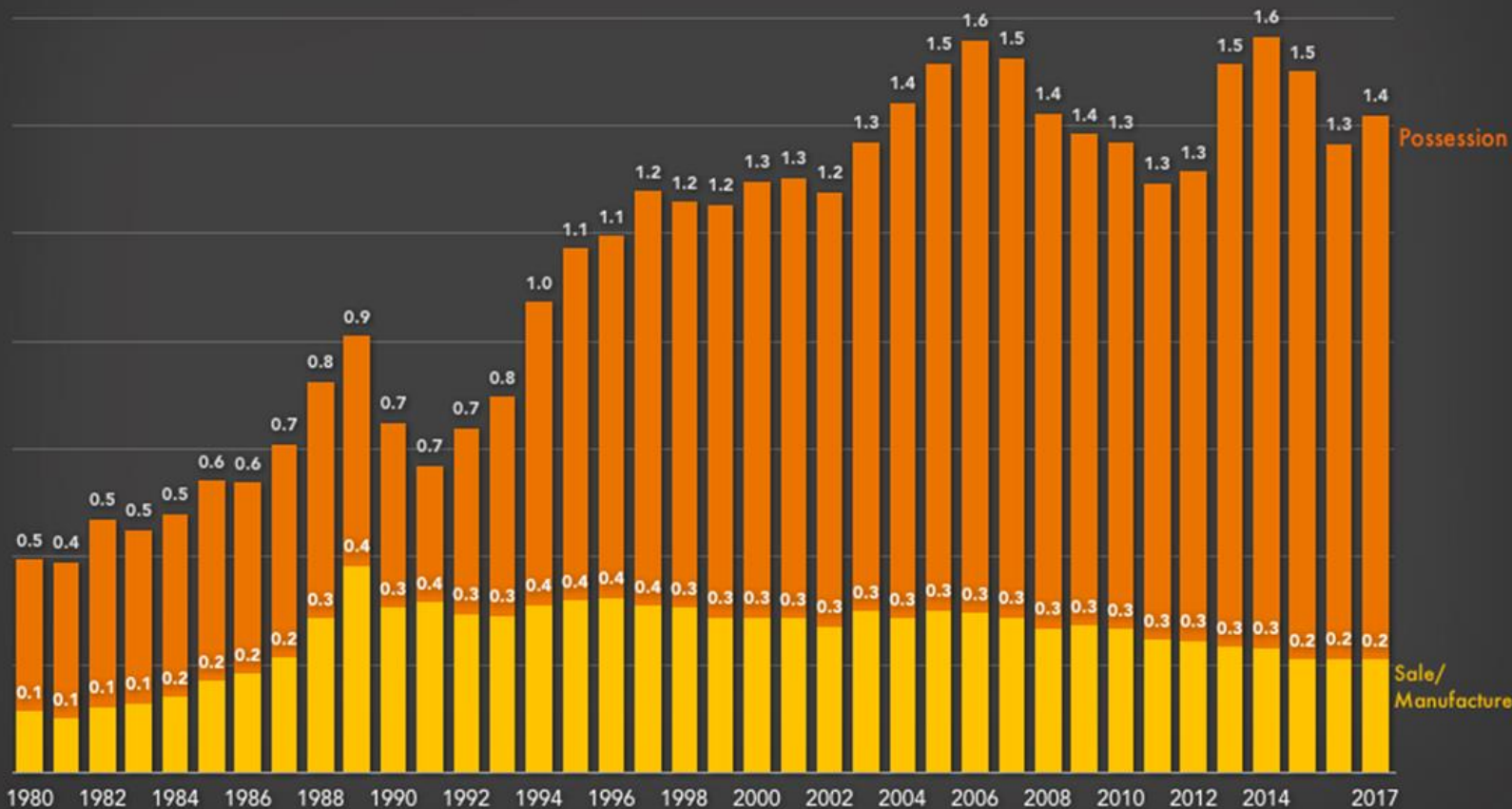
Psychiatric evaluation or treatment 9,000

Indian Country 1,100

Federal 51,000

There are over 1 million drug possession arrests each year

There are 6 times as many arrests for drug possession as for drug sales.
(Arrests in millions, 1980–2017)

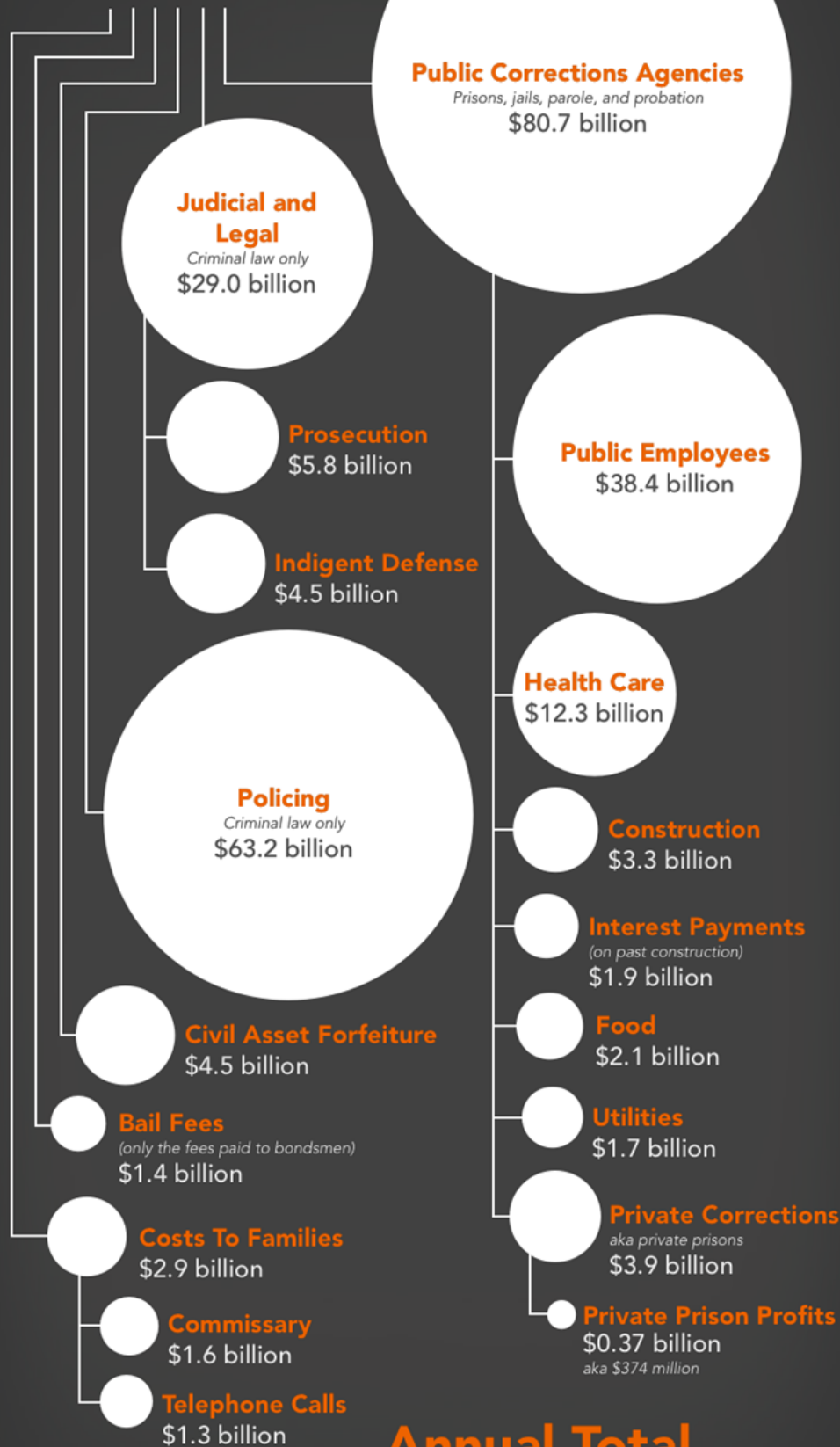


Incarceration is just one piece of the much larger system of correctional control

The U.S. justice system controls almost 7 million people, more than half of whom are on probation.



FOLLOWING
THE MONEY
of Mass Incarceration



Except for private prison profits, this graph only includes costs of more than \$1 billion a year. All figures are based on the most recent available.